

# April 2026 Housing Market Report

Prepared by Bright Research

Data as of May 6, 2026

Key Market Statistics	Apr 2026	Apr 2025	Change	YTD 2026	YTD 2025	Change
Closed Sales	36	39	-7.7%	112	139	-19.4%
Median Sold Price	\$382,000	\$369,000	+3.5%	\$371,000	\$380,900	-2.6%
Median Days on Market	11 days	27 days	-16 days	30 days	24 days	+6 days
New Pending Sales	38	59	-35.6%	131	183	-28.4%
New Listings	73	51	+43.1%	240	250	-4.0%
Active Listings	138	88	+56.8%	138	88	+56.8%
Months of Supply	4.06	2.26	+1.80 mos.	4.06	2.26	+1.80 mos.
Showings	494	407	+21.4%	1,771	1,505	+17.7%

## Closed Sales

2026 2025 2024 2023 2022

**36**

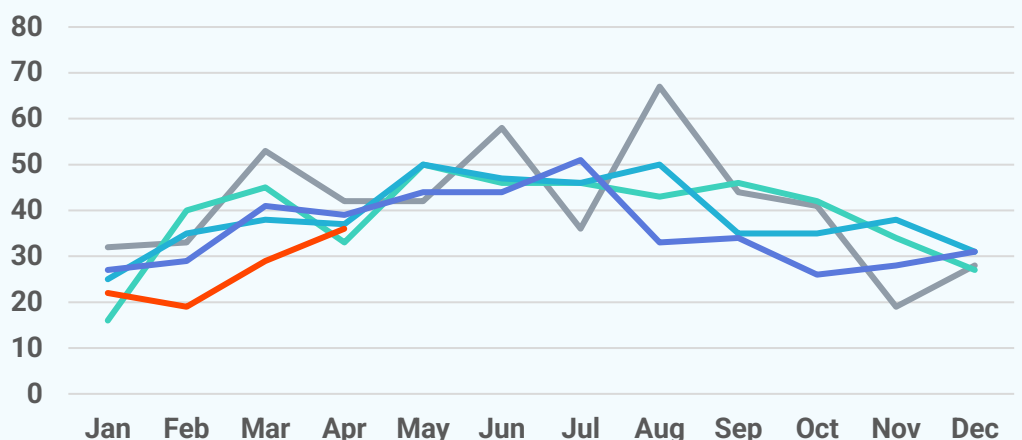
April 2026

**-7.7%**

Apr '26 vs. Apr '25  
(Apr '25: 39)

**+24.1%**

Apr '26 vs. Mar '26  
(Mar '26: 29)



## Median Sold Price

2026 2025 2024 2023 2022

**\$382,000**

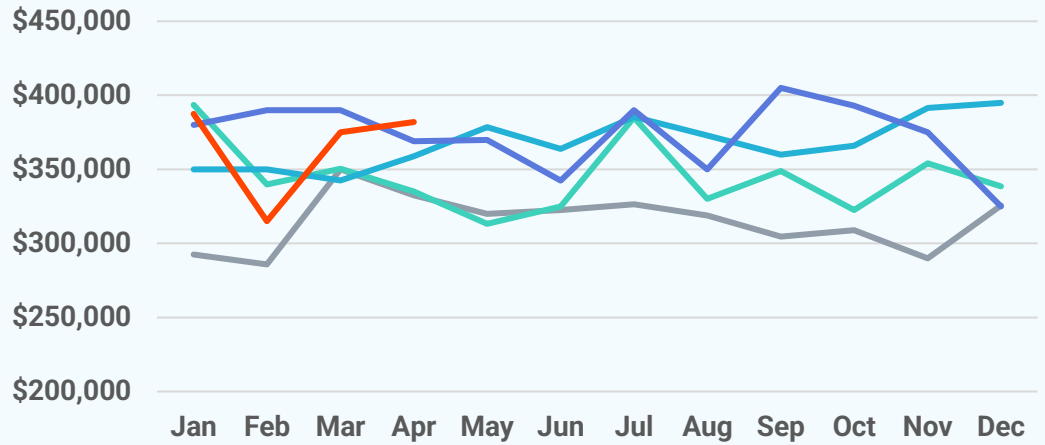
April 2026

**+3.5%**

Apr '26 vs. Apr '25  
(Apr '25: \$369,000)

**+1.9%**

Apr '26 vs. Mar '26  
(Mar '26: \$375,000)



## Median Days on Market

2026 2025 2024 2023 2022

**11 days**

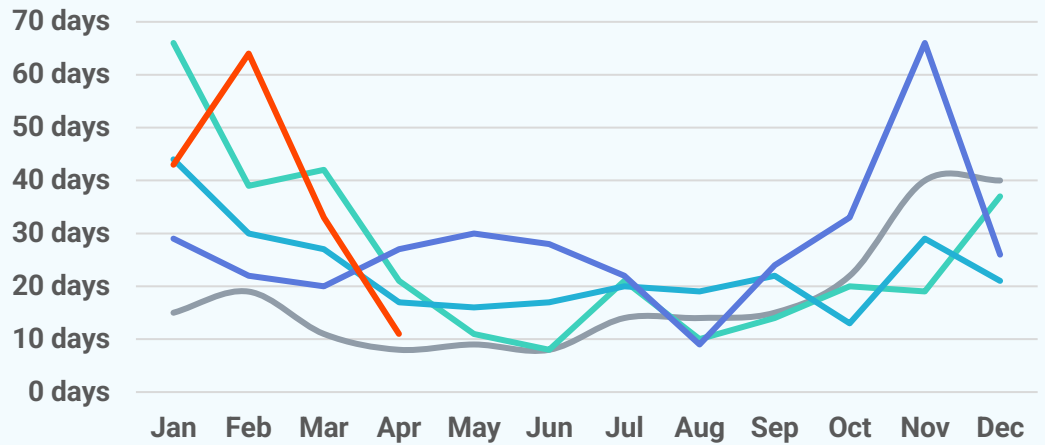
April 2026

**-16 days**

Apr '26 vs. Apr '25  
(Apr '25: 27 days)

**-22 days**

Apr '26 vs. Mar '26  
(Mar '26: 33 days)



## New Pending Sales

2026 2025 2024 2023 2022

**38**

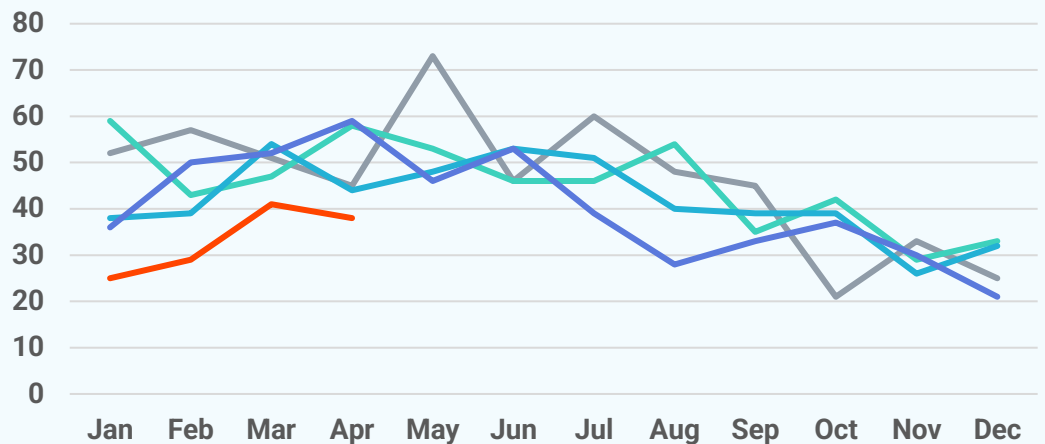
April 2026

**-35.6%**

Apr '26 vs. Apr '25  
(Apr '25: 59)

**-7.3%**

Apr '26 vs. Mar '26  
(Mar '26: 41)



## New Listings

2026

2025

2024

2023

2022

**73**

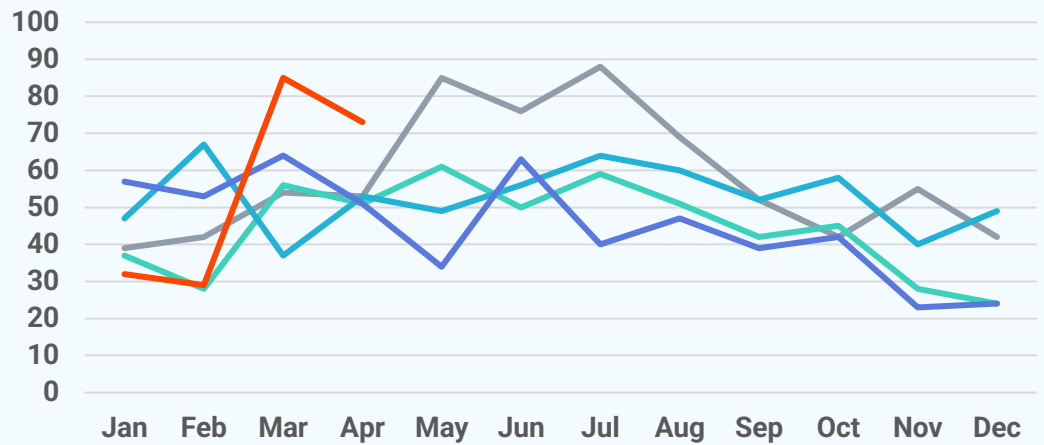
April 2026

**+43.1%**

Apr '26 vs. Apr '25  
(Apr '25: 51)

**-14.1%**

Apr '26 vs. Mar '26  
(Mar '26: 85)



## Active Listings

2026

2025

2024

2023

2022

**138**

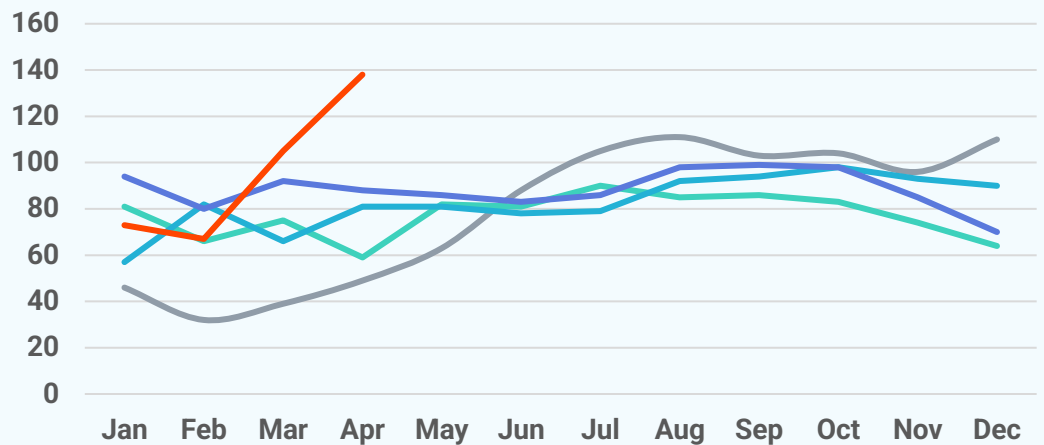
April 2026

**+56.8%**

Apr '26 vs. Apr '25  
(Apr '25: 88)

**+31.4%**

Apr '26 vs. Mar '26  
(Mar '26: 105)



## About Bright MLS

Bright MLS powers some of the nation's most dynamic real estate markets as the largest MLS in the U.S. Serving over 100,000 professionals across Delaware, Maryland, New Jersey, Pennsylvania, Virginia, West Virginia, and D.C., Bright provides real-time data, deep market intelligence, and tools supporting more than half a million buyers and sellers each month. In 2025, Bright enabled over 460,000 listings. Built to lead, Bright delivers trusted housing insights and industry-leading tools that drive a more transparent, competitive marketplace. Learn more at [BrightMLS.com](https://BrightMLS.com).

