

# April 2026 Housing Market Report

Prepared by Bright Research

Data as of May 6, 2026

Key Market Statistics	Apr 2026	Apr 2025	Change	YTD 2026	YTD 2025	Change
Closed Sales	27	27	+0.0%	80	78	+2.6%
Median Sold Price	\$489,000	\$455,000	+7.5%	\$493,000	\$505,000	-2.4%
Median Days on Market	13 days	5 days	+8 days	19 days	12 days	+7 days
New Pending Sales	35	27	+29.6%	102	96	+6.3%
New Listings	37	31	+19.4%	131	131	+0.0%
Active Listings	58	51	+13.7%	58	51	+13.7%
Months of Supply	2.64	2.22	+0.42 mos.	2.64	2.22	+0.42 mos.
Showings	494	430	+14.9%	1,525	1,435	+6.3%

## Closed Sales

2026 2025 2024 2023 2022

**27**

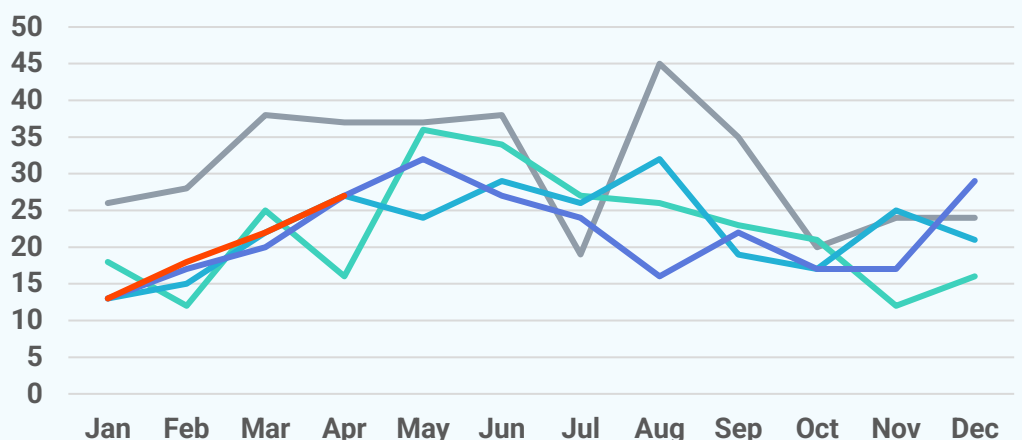
April 2026

**+0.0%**

Apr '26 vs. Apr '25  
(Apr '25: 27)

**+22.7%**

Apr '26 vs. Mar '26  
(Mar '26: 22)



## Median Sold Price

2026 2025 2024 2023 2022

**\$489,000**

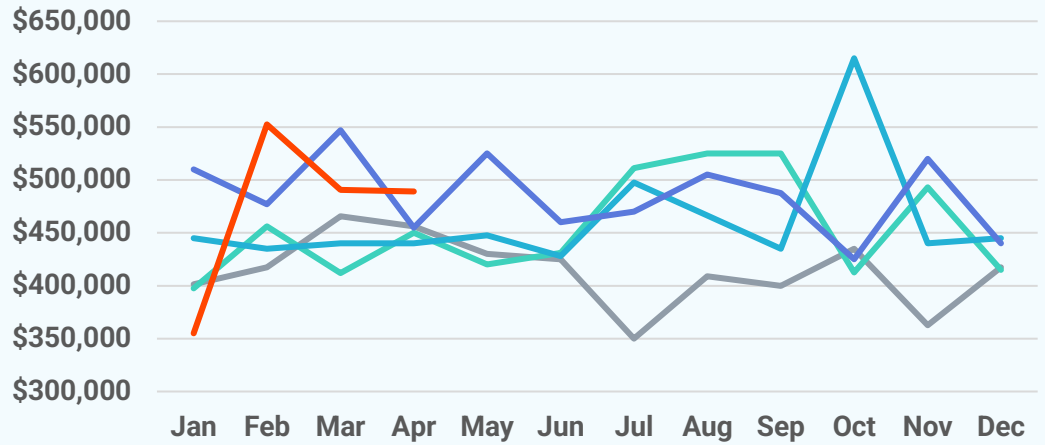
April 2026

**+7.5%**

Apr '26 vs. Apr '25  
(Apr '25: \$455,000)

**-0.3%**

Apr '26 vs. Mar '26  
(Mar '26: \$490,500)



## Median Days on Market

2026 2025 2024 2023 2022

**13 days**

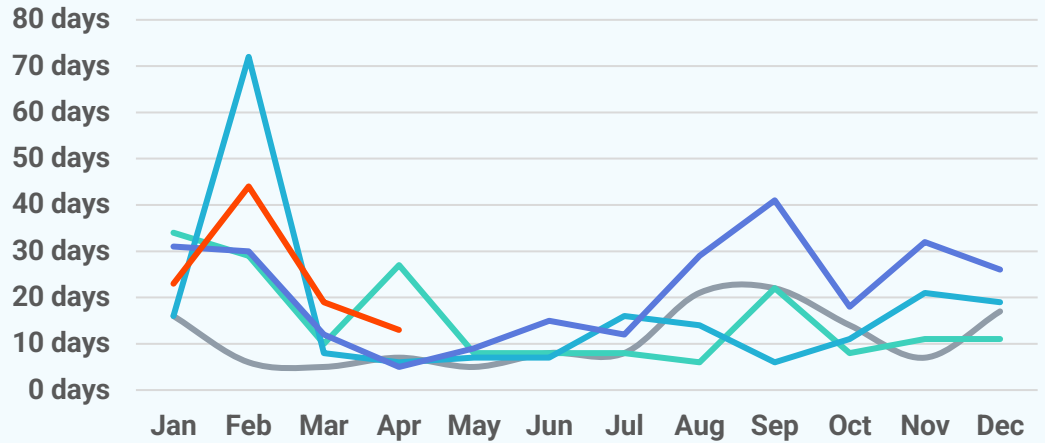
April 2026

**+8 days**

Apr '26 vs. Apr '25  
(Apr '25: 5 days)

**-6 days**

Apr '26 vs. Mar '26  
(Mar '26: 19 days)



## New Pending Sales

2026 2025 2024 2023 2022

**35**

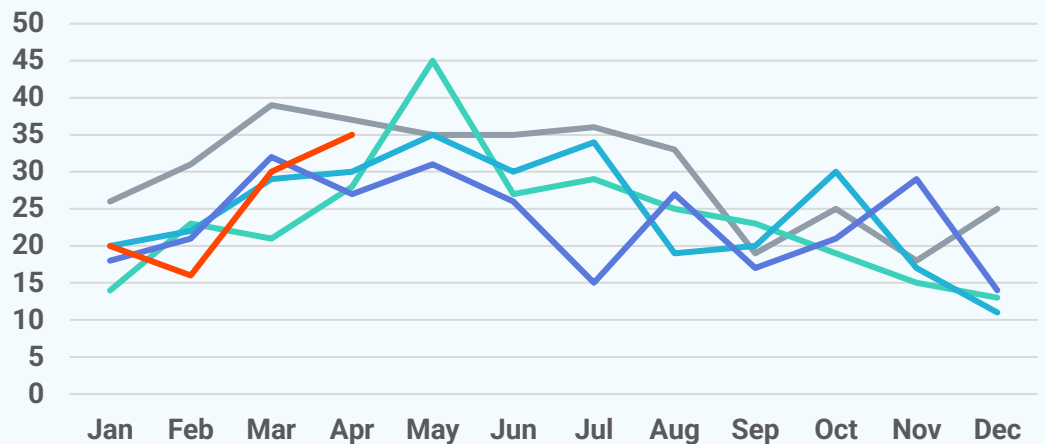
April 2026

**+29.6%**

Apr '26 vs. Apr '25  
(Apr '25: 27)

**+16.7%**

Apr '26 vs. Mar '26  
(Mar '26: 30)



## New Listings

2026

2025

2024

2023

2022

**37**

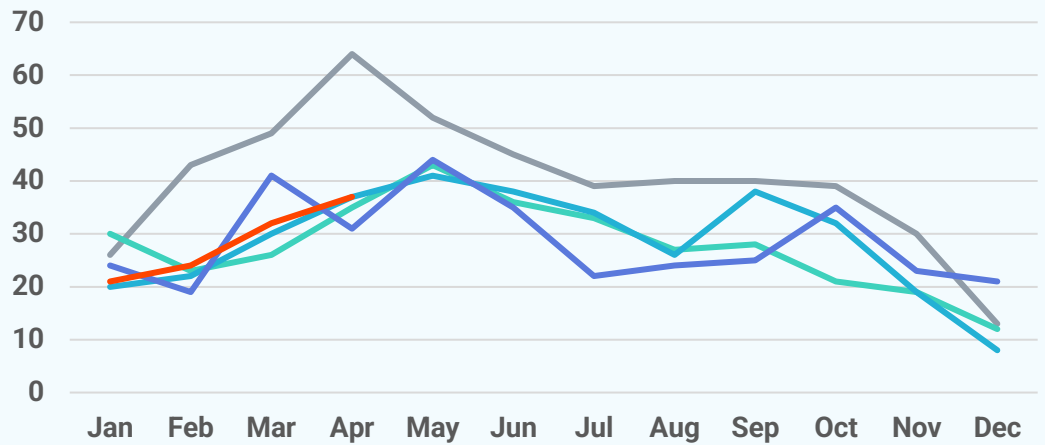
April 2026

**+19.4%**

Apr '26 vs. Apr '25  
(Apr '25: 31)

**+15.6%**

Apr '26 vs. Mar '26  
(Mar '26: 32)



## Active Listings

2026

2025

2024

2023

2022

**58**

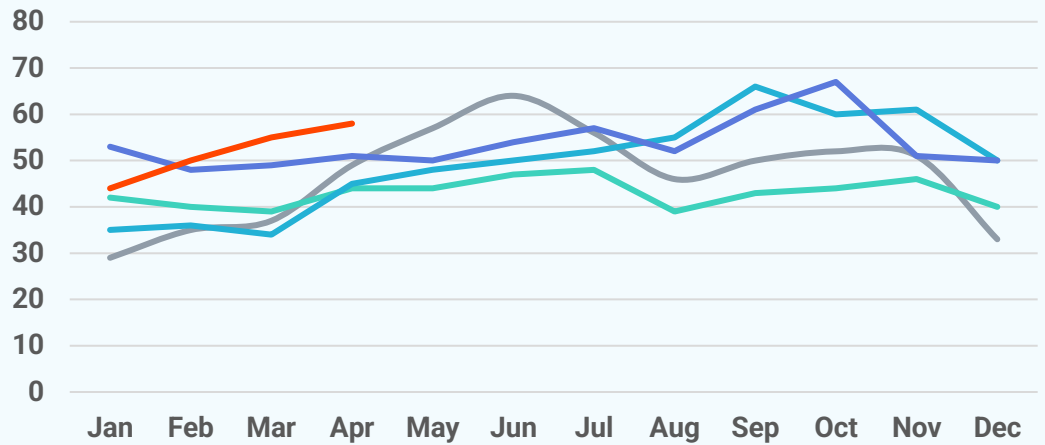
April 2026

**+13.7%**

Apr '26 vs. Apr '25  
(Apr '25: 51)

**+5.5%**

Apr '26 vs. Mar '26  
(Mar '26: 55)



## About Bright MLS

Bright MLS powers some of the nation's most dynamic real estate markets as the largest MLS in the U.S. Serving over 100,000 professionals across Delaware, Maryland, New Jersey, Pennsylvania, Virginia, West Virginia, and D.C., Bright provides real-time data, deep market intelligence, and tools supporting more than half a million buyers and sellers each month. In 2025, Bright enabled over 460,000 listings. Built to lead, Bright delivers trusted housing insights and industry-leading tools that drive a more transparent, competitive marketplace. Learn more at [BrightMLS.com](https://BrightMLS.com).

